



Puketāpapa Emergency Readiness and Response Key information

Key contacts & emergency information



Dial **111** for emergencies where there is serious, immediate, or imminent risk to life or property and request Police, Fire or Ambulance.

* If you have difficulty hearing or talking on the phone, register to use **'111 TXT'**, the emergency texting service at [police.govt.nz/111-txt/how-register-111-txt](https://www.police.govt.nz/111-txt/how-register-111-txt)

* For urgent marine assistance, contact the Coastguard Marine Assistance on **VHF Channel 16**



Auckland Emergency Management

Dial **0800 222 200**

[aucklandemergencymanagement.govt.nz](https://www.aucklandemergencymanagement.govt.nz)

aeminfo@aucklandcouncil.govt.nz

Social media:

[@aklcdem](https://www.facebook.com/@aklcdem)

[@AucklandCEM](https://twitter.com/@AucklandCEM)

Dial **(09) 301 0101** for Auckland Council

[aucklandcouncil.govt.nz](https://www.aucklandcouncil.govt.nz)



Kāinga Ora
Homes and Communities

Dial **0800 801 601**

[kaingaora.govt.nz/en_NZ/contact-us](https://www.kaingaora.govt.nz/en_NZ/contact-us)



Radio Stations for emergency information

- [Radio New Zealand](#)
[756 AM](#) or [101.4 FM](#)
- [Newstalk ZB](#) [89.4 FM](#)
- [The Hits](#) [97.4 FM](#)
- [More FM](#) [91.8 FM](#)
- [Radio Samoa](#) [1593 AM](#)
- [Radio Waatea](#) [603 AM](#)
- [Radio Spice](#) [88 FM](#)
- [Humm](#) [104.2 FM](#)
- [Radio Tarana](#) [1386 AM](#)
- [Planet FM](#) [104.6 FM](#)
- [Pacific Media Network](#)
[531 AM](#)
- [New Zealand Chinese](#)
[Radio 90.6 FM](#)
- [Radio Tama-Ohi](#) [87.7 FM](#)



Local accident and urgent care clinics

Puketāpapa Local Board



- Local Doctors Mt Roskill - Urgent Care & GP
[445 Richardson Road, Mt Roskill](#)
(09) 627 8552



- Three Kings Accident & Medical Clinic
[536 Mt Albert Road, Three Kings](#)
(09) 625 2999

Neighboring Urgent Care Clinics
to Puketāpapa

- The Doctors Onehunga
[73 Church Street, Onehunga](#) **(09) 634 5184**
- White Cross St Lukes
[52 Saint Lukes Road, St Lukes](#) **(09) 815 3111**
- 24/7 White Cross Ascot, Green Lane
[90 Green Lane East, Remuera](#) **(09) 520 9555**
- Royal Oak 7-day Urgent Pharmacy
[703 Manukau Road, Royal Oak](#) **(09) 625 7422**

Report a problem

If life is at risk dial 111.



Electricity and gas

If you can smell gas, dial **111** and ask for Fire.

For outages and faults, call Vector on **0800 764 764** or report online at vector.co.nz/personal/outages-faults. Also report outages to your electricity provider.



Internet

To report a problem with your broadband, contact your service provider. To view real time broadband outages go to chorus.co.nz/outages



Flooding

To report flooding to Auckland Council call **(09) 301 0101**.



Water supply and wastewater

To report a problem, contact Watercare via Live Chat at watercare.co.nz or call **(09) 442 2222** and press **1**.

For outages or faults go to watercare.co.nz/Faults-outages/Current-outages-and-upcoming-shutdowns



Fallen trees or debris

To report fallen trees or debris, go to Auckland Council's 'Report a Problem' tool.

aucklandcouncil.govt.nz/report-problem/Pages/report-a-problem.aspx



Roads

To report an urgent State Highway issue, call NZ Transport Agency Waka Kotahi on **0800 44 44 49**.

To report a non-urgent issue, go to nzta.govt.nz/contact-us/email-us/state-highway-issue-or-feedback

To report an urgent Auckland arterial road issue, call Auckland Transport on **(09) 355 3553**.

To report a non-urgent issue, go to Auckland Transport's website contact.at.govt.nz

Access NZ Transport Agency's Waka Kotahi journey planner at journeys.nzta.govt.nz/journey-planner to see disruption on State Highways.

Access Auckland Transport's roadworks and disruptions at at.govt.nz/projects-initiatives/roadworks-and-disruptions to see disruption on arterial roads.



Emergency actions

Put your family/whānau emergency Household Plan into action.

IF YOU ARE SAFE AT HOME











If life is at risk dial 111.

IF YOU ARE UNSAFE AT HOME

Stay at home.

Use your emergency supplies.

Stay informed through official sources:

- Auckland Emergency Management   
- National Emergency Management Agency   
- Radio stations (RNZ, Newstalk, The Hits, MoreFM)
- Met Service   & app.
- GeoNet   & app.

Check on your neighbours and others nearby.

Stay connected to your whānau/family and friends.

Use text or social media, keep phones lines clear for people who need urgent assistance.

Take your grab bag.

Use your evacuation routes.

If possible, stay with whānau/family or friends who are safe or go to your closest Community Emergency Hub/Civil Defence Centre. Check radio stations or Auckland Emergency Management's website/social media to see what locations are open. Telephone language interpreters are available at Civil Defence Centres.



Do not wait for emergency services to tell you to evacuate.



Interested in volunteering during an emergency?

Reach out to your local Community Emergency Hub or go to Auckland Emergency Management's website for volunteering opportunities.



Get ready at home



Prepare a grab bag in case you have to evacuate

Make a grab bag



A **grab bag** is a small backpack with essential supplies that you can take with you if you need to evacuate. Have a grab bag ready for each member of your whānau/family.

Your grab bag should not be too heavy so you can carry it on foot for a considerable distance.

Items to include in your grab bag are:

- ✓ Trainers/walking shoes (put them on), a raincoat, a hat and warm clothes.
- ✓ Water and snacks.
- ✓ Hand sanitiser.
- ✓ Power bank and phone charger.
- ✓ Cash.
- ✓ Photo ID.
- ✓ Medications.
- ✓ A first aid kit.
- ✓ A torch.
- ✓ A battery radio.
- ✓ Pet food, medication and a carrier or leash.
- ✓ Baby items, such as food, formula and nappies.

***If you have asthma or a respiratory disorder, make sure your grab bag has masks and any medication required.**



Keep emergency supplies

Have emergency supplies for three days



Have a stock of **supplies** such as water, food, and essential items, for at least three days, that you can access in a hurry and find in the dark.

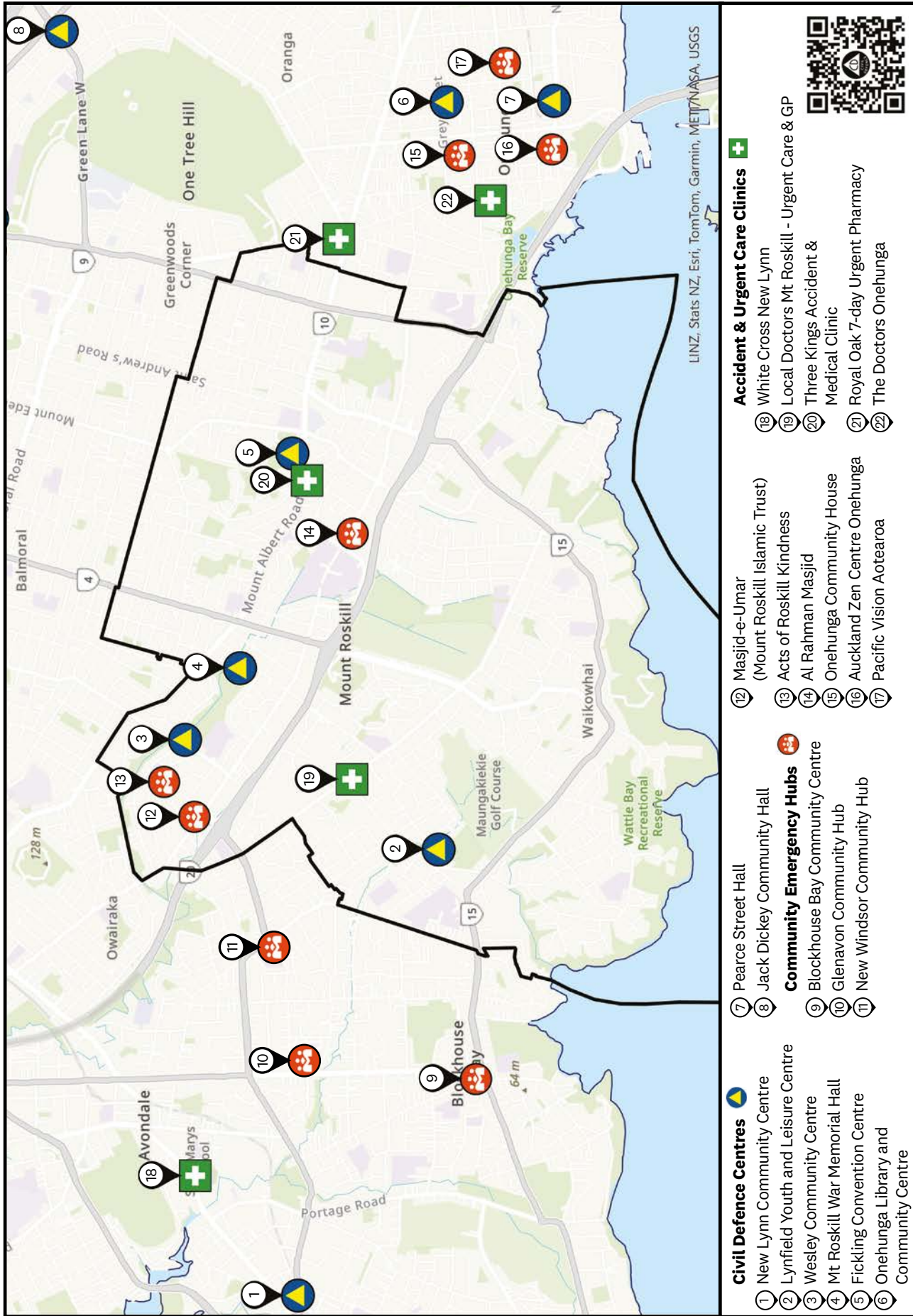
Emergency supplies to keep at your whare/home include:

- ✓ At least nine litres of water for each person in your household, enough for drinking and basic hygiene for 3 days.
- ✓ Long-lasting food that doesn't need cooking, especially for babies and young children.
- ✓ Spare gas for your camping stove or BBQ (never use these indoors).
- ✓ Toilet paper, plastic bags and large plastic buckets for an emergency toilet.
- ✓ Prescribed medications.
- ✓ Unscented bleach (often the cheaper supermarket brands), cloths, and rubber gloves for hygiene.
- ✓ Heavy-duty work gloves.
- ✓ Face mask.
- ✓ Torches and spare batteries. Use torches rather than candles to reduce the risk of fire.
- ✓ A power bank to charge electronic or mobile devices.
- ✓ A battery powered radio.
- ✓ A first aid kit.

Remember you can use your car to listen to the radio and charge devices.

If you need to evacuate

If possible, stay with whānau/family or friends who are safe. Then check which Civil Defence Centres or Community Emergency Hubs are open on social media channels, websites or radio.



Map demonstrating places to receive support or evacuate to around Puketāpapa.

Provisional Civil Defence Centres in and around the Puketāpapa area

The following table provides a list of the provisional Civil Defence Centres that may be available in the Puketāpapa area. It is important to check if they are open before evacuating by checking through official sources of information aucklandemergencymanagement.govt.nz and radio stations.

Location	Address
Fickling Convention Centre	546 Mount Albert Road, Three Kings
Jack Dickey Community Hall	174 Greenlane West, Epsom
Lynfield Youth & Leisure Centre	Margaret Griffin Park 16-18 Griffen Park Road, Mount Roskill
Mt Roskill War Memorial Hall	15 May Road, Wesley
New Lynn Community Centre	45 Totara Avenue, New Lynn
Onehunga Library and Community Centre	83 Church Street, Onehunga
Pearce Street Hall	3 Pearce Street, Onehunga
Wesley Community Centre	740 Sandringham Road Extension, Mt Roskill

Provisional Community Emergency Hubs in and around the Puketāpapa area

Please check if your local Community Emergency Hub is open before visiting.

Location	Address	Contact
Acts of Roskill Kindness (ARK)	24 Potter Avenue, Wesley	facebook.com/arkpuketapapa/ 022 435 5818
Al Rahman Masjid	72 Carr Road, Mount Roskill	facebook.com/AlManarNZ/ 022 016 0269
Auckland Zen Centre	50/52 Princes Street, Onehunga	facebook.com/aklzencentre/ (09) 550 4383
Blockhouse Bay Community Centre	524 Blockhouse Bay Road, Blockhouse Bay	(09) 626 4980
Masjid-e-Umar (Mount Roskill Islamic Trust)	185 Stoddard Road, Mount Roskill	facebook.com/masjideumar
Onehunga Community House	83 Selwyn Street, Onehunga	facebook.com/ODCOSS/ 021 128 4493
Pacific Vision Aotearoa	169 Onehunga Mall, Onehunga	facebook.com/pacificvisionaotearoa/
Glenavon Community Hub	340 Blockhouse Bay Road, Blockhouse Bay	021 820 677
New Windsor Community Hub	185 New Windsor Road, New Windsor	022 627 0961

Top tips to get ready for an emergency



Know your hazards. Check Auckland Emergency Management's [Hazard Viewer](#) for your where/home, work & school.



Learn where you can go if you need to evacuate. Plan your evacuation routes.



Create a [household plan](#), including evacuation.



Prepare a [grab bag](#) in case you have to evacuate.



Keep [emergency supplies](#) in your where/home and car.



Get ready with your community and know your community's emergency plan.



Keep spare cash. Check your insurance and keep electronic & hard copies.



Know your neighbours and look out for each other.



Get your lifestyle block or farm ready



Get your business ready.



Visit getready.govt.nz for further tips on how to get ready.



Read your Local Board Emergency Readiness and Response Plan for tips on risk reduction, readiness, response and recovery.

